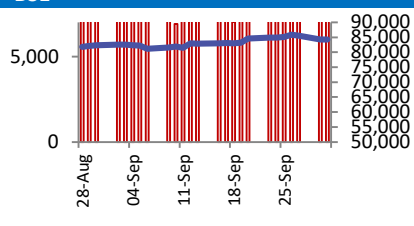
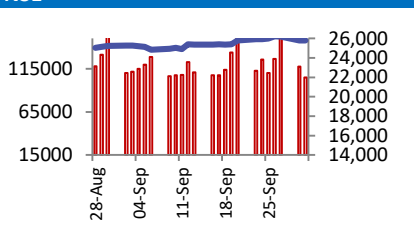


BSE		NSE																													
	<table border="1"> <tr><td>Open</td><td>84257</td></tr> <tr><td>High</td><td>84648</td></tr> <tr><td>Low</td><td>84099</td></tr> <tr><td>Close</td><td>84266</td></tr> <tr><td>Change</td><td>-33</td></tr> <tr><td>Volume (Lacs)</td><td>8864</td></tr> <tr><td>Turnover (Rs.inCr)</td><td>7914</td></tr> </table>	Open	84257	High	84648	Low	84099	Close	84266	Change	-33	Volume (Lacs)	8864	Turnover (Rs.inCr)	7914		<table border="1"> <tr><td>Open</td><td>25788</td></tr> <tr><td>High</td><td>25908</td></tr> <tr><td>Low</td><td>25739</td></tr> <tr><td>Close</td><td>25797</td></tr> <tr><td>Change</td><td>-14</td></tr> <tr><td>Volume(Lacs)</td><td>39889</td></tr> <tr><td>Turnover(Rs.in Cr)</td><td>104772</td></tr> </table>	Open	25788	High	25908	Low	25739	Close	25797	Change	-14	Volume(Lacs)	39889	Turnover(Rs.in Cr)	104772
Open	84257																														
High	84648																														
Low	84099																														
Close	84266																														
Change	-33																														
Volume (Lacs)	8864																														
Turnover (Rs.inCr)	7914																														
Open	25788																														
High	25908																														
Low	25739																														
Close	25797																														
Change	-14																														
Volume(Lacs)	39889																														
Turnover(Rs.in Cr)	104772																														

World Markets	Current	Previous	Pt. Chg	Var(%)
Dow	42197	42157	40	0.1%
Dow Futures	42491	42510	(19)	0.0%
Nasdaq	17925	17910	15	0.1%
FTSE	8291	8277	14	0.2%
Nikkei	38655	37809	846	2.2%
Hang Seng	21582	22444	(862)	-3.8%
Gift Nifty	25702	25801	(99)	-0.4%
Straits Singapore	3583	3585	(2)	0.0%
South Korea	2562	2562	Closed	Closed
Taiwan	22390	22225	166	0.7%
Shanghai	3336	3336	Closed	Closed

Commodity Prices	Current	Previous	Pt. Chg	Var(%)
Copper (\$/MT)	10085	9979	105.5	1.1%
Alumin (\$/MT)	2679	2648	30.5	1.2%
Zinc (\$/MT)	3174	3147	27.0	0.9%
Brent Crude (\$/bbl)	74.6	73.9	0.7	0.9%
Gold (\$/Ounce)	2656	2659	(2.8)	-0.1%
Silver (\$/Ounce)	31.7	31.8	(0.2)	-0.6%
Light Crude (\$/bbl)	70.8	70.1	0.7	1.0%
N G (\$/mmbtu)	2.9	2.9	0.0	1.6%
Sugar (\$/MT)	574.0	582.8	(8.8)	-1.5%
Rubber (Rs./kg)	224.0	225.0	(1.0)	-0.4%
Baltic Dry Index	1978	2030	(52.0)	-2.6%

Currency Exchange Rate	Current	Previous	Var(%)
Rs./\$ rate	83.82	83.80	0.02%
Rs./ Euro	93.03	93.77	-0.78%
Rs./Chinese Yuan	11.95	11.95	-0.07%
Yen /\$ rate	146.76	146.47	0.20%
\$ US/Euro	1.10	1.10	-0.08%

Dollar Index	Current	Previous	Var(%)
Dollar Index	105.26	105.28	-0.02%

Support/ Resistance Levels for Today		
	Nifty	Bank Nifty Fut
Support 1	25540	53000
Support 2	25470	52770
Resistance	25870	53600

Securities in Ban For Trade	
BSOFT	BANDHANBNK
HINDCOPPER	RBLBANK

Market Review

US equity indices ended with little gains after latest strong job numbers weakened the hopes for a second big rate cut by the Federal Reserve.

Asian markets showed a mixed performance, reflecting varied investor sentiment across the region.

The Indian benchmark equity indices extended their fall to a third session on Tuesday as shares of heavyweights RIL and HDFC Bank weighed on them. **Market is expected to open gap down note and likely to witness volatile move during the day.**

Japanese markets, particularly the foreign exchanges, continue to digest the rather blunt comments on monetary policy from new PM Shigeru Ishiba after he met with Bank of Japan governor Kazuo Ueda on Wed. "I do not believe that we are in an environment that would require us to raise interest rates further," Ishiba said, sparking a huge wave of yen selling. The yen shed almost 2% against the dollar on Wednesday, its biggest fall since Feb last year. Excluding the pandemic-related volatility of March 2020, it was one of the steepest declines in over a decade.

U.S. private payrolls increased more than expected in Sep, boosted by hiring in the construction, leisure and hospitality industries, adding to the evidence of a stable labor market. There were 1.13 job openings for every unemployed person in Aug compared to 1.08 in July. Private payrolls increased by 143,000 jobs last month after rising by an upwardly revised 103,000 in Aug.

US Gold holds steady amid Middle East turmoil, eyeing US economic data Gold held steady on Thursday, as traders focused on developments in the Middle East conflict and anticipated key US economic data that may provide clues about the rate cuts expected later in the year.

Oil prices ticked higher in early trade on Thursday as investors weighed the escalating conflict in the Middle East and the potential for disruption to crude flows, against an amply-supplied global market.

The dollar rose to a one-month high versus the yen on Thursday as robustness in the U.S. jobs market backed the idea that the Federal Reserve does not need to rush to cut interest rates.

FII Derivative Transactions (Rs. Cr)

Contracts	Purchase		Sell		Net	Open Interest (OI)		OI (Previous day)		Change	
	Contract	Value	Contract	Value	Value	Contract	Value	Contract	Value	Contract	Value
Index Future	32115	2221	52405	3717	(1496)	541157	35921	548905	36473	(7748)	(552)
Index Option	55583931	4030092	55811721	4046235	(16143)	6823699	456397	8360618	576998	(1536919)	(120601)
Stock Future	339856	28405	360952	29613	(1208)	4318306	350179	4311182	349993	7124	186
Stock Option	384760	32273	409770	34654	(2381)	461605	37973	406189	33198	55416	4775
Total	56340662	4092991	56634848	4114219	(21228)	12144767	880470	13626894	996662	(1482127)	(116192)

FII All Activity-BBG (Rs Cr)	Buy	Sell	Net
24-Sep-24	22005	23460	(1454)
25-Sep-24	15769	16405	(637)
26-Sep-24	32483	23945	8538
27-Sep-24	28827	28463	364
30-Sep-24	20376	26803	(6427)
Month to date- Sep	434967	385175	49793

FII (Prov.) (Rs Cr)	Buy	Sell	Net
25-Sep-24	15087	16061	(974)
26-Sep-24	26421	25791	630
27-Sep-24	26136	27345	(1209)
30-Sep-24	16621	26413	(9792)
1-Oct-24	12628	18207	(5579)
Month to date-Oct	12628	18207	(5579)

DII (Prov.) (Rs. Cr)	Buy	Sell	Net
25-Sep-24	12899	11120	1779
26-Sep-24	15461	13056	2405
27-Sep-24	50043	43156	6887
30-Sep-24	17881	11235	6646
1-Oct-24	14435	9826	4610
Month to date-Oct	14435	9826	4610

FII Debt - BBG (Rs. Cr)	Buy	Sell	Net
24-Sep-24	2106	1434	673
25-Sep-24	2791	1782	1009
26-Sep-24	1949	3203	(1254)
27-Sep-24	3072	1665	1406
30-Sep-24	4876	2628	2248
Month to date- Sep	51988	25473	26514

Market Breadth	BSE		NSE	
	No.	%	No.	%
Advance	2240	55%	1596	57%
Decline	1743	43%	1151	41%
Unchanged	71	2%	72	3%

Market Turnover	01-Oct	30-Sep	Var (%)
BSE Cash	7914	8077	-2%
NSE Cash	104772	117511	-11%
NSE Futures	130214	167983	-22%
NSE Options	63392889	33251046	91%
Total (Rs.Cr)	63635789	33544618	90%

Volatility Index	01-Oct	30-Sep
Volatility Index	11.99	12.79

Index PE - TTM	01-Oct	Yr. High	Yr. Low
Sensex	24.7	26.0	21.8
Nifty	24.3	28.8	20.3

Corporate News

SBI to add 600 branches in its network during FY25

SBI plans to open 600 new branches this fiscal year to expand its reach in emerging residential areas, said its chairman and managing director CS Setty. The bank is also innovating its product offerings to attract depositors, aiming for a stronger market presence, he added. Separately, SBI is also a part of a consortium looking to auction off Rs 1,772.7 cr worth of non-performing loans related to the Bareilly Highways Project. The auction is scheduled for Oct 30, with NARCL submitting an anchor bid that sets the stage for counter offers. (BQ)

Adani Group merges subsidiaries with Adani New Industries

Adani Enterprises has merged its two step-down subsidiaries, Adani Infrastructure and Mundra Solar Technology, into Adani New Industries, which focuses on green hydrogen and wind turbine manufacturing. This strategic move may strengthen their position in the renewable energy sector. Separately, the company is planning a \$1.3 bn share sale to institutional investors, marking a significant move after previous setbacks. (BQ)

Zydus gets USFDA approval to produce its generic prostate cancer drug

Zydus has received tentative approval from the USFDA to manufacture generic Enzalutamide tablets for prostate cancer treatment, which had annual sales of \$1.4 bn in the US.(BQ)

Economy

India's September GST collection rises 6.5% YoY at Rs 1.73 lakh crore

India's GST collections in Sep reached ₹1.73 lakh cr, a 6.5% increase year-on-year. This is up from ₹1.63 lakh cr collected in the same month last year. After refunds, the net GST revenue rose by 4% to ₹1.53 lakh crore. Domestic revenue increased by 5.9% to ₹1.27 lakh cr, while revenue from imported goods grew by 8% to ₹45,390 cr. (ET)

International

Amazon wins partial dismissal of US antitrust lawsuit

Amazon.com has been accused by a U.S. labor board of illegally refusing to bargain with a union representing drivers employed by a contractor, the agency announced on Wed. The complaint from the National Labor Relations Board claims that Amazon is a so-called "joint employer" of drivers employed by the contractor, Battle Tested Strategies (BTS), and used a series of illegal tactics to discourage union activities at a facility in Palmdale, California (Inv)

Top 5 Nifty Gainers	01-Oct	30-Sep	Var(%)
TECHM	1625	1577	3.1%
M&M	3166	3095	2.3%
BRITANNIA	6446	6338	1.7%
ADANIENT	3186	3136	1.6%
INFY	1904	1876	1.5%
Top 5 Nifty Losers	01-Oct	30-Sep	Var(%)
INDUSINDBK	1410	1448	-2.6%
ONGC	292	298	-1.9%
ASIANPAINT	3277	3329	-1.6%
BAJAJ-AUTO	12157	12346	-1.5%
TITAN	3776	3824	-1.3%

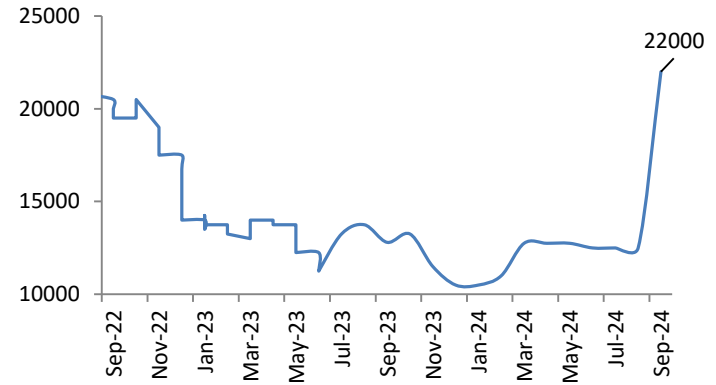
BSE Index Watch	Last	1 day	1 wk	1 mth	1 yr
SENSEX	84266	0.0%	-0.8%	2.1%	28.0%
MIDCAP	49484	0.3%	-0.3%	0.9%	53.0%
SMLCAP	57451	0.6%	0.0%	3.0%	52.9%
AUTO	61235	0.3%	0.8%	3.9%	67.2%
BANKEK	60100	0.1%	-1.7%	2.7%	19.8%
Capital Goods	73078	0.0%	-1.6%	0.7%	53.1%
FMCG	23747	-0.2%	-0.6%	2.4%	27.1%
Health Care	44251	0.0%	0.0%	2.9%	55.3%
IT	42813	1.0%	0.2%	-1.9%	33.5%
METAL	34631	0.1%	4.7%	8.0%	49.2%
Oil & Gas	31611	-0.7%	2.0%	-4.0%	66.1%
Power	8637	-0.2%	-0.6%	5.2%	85.4%
Realty	8572	-0.2%	-2.2%	4.4%	86.1%

NSE USD Futures	01-Oct	30-Sep	Var (%)
Oct Expiry (Rs./\$)	83.87	83.87	0.0%
Nov Expiry (Rs./\$)	83.99	83.99	0.0%
Total Turnover (Rs. Crore)	4359	3067	42%

Sectors	TTM PE
Auto	36.23
Auto Ancillary	56.7
Banking	15.24
Engineering	45.44
Cement	87.66
Diamonds & Jewellery	54.19
Housing Finance	27.46
Infrastructure & Const	36.1
Metals-Aluminium	38.89
Metal – Steel	20.82
Oil Expl.	16.62
Pharma	11.69
Power – Gen. Supp.	47.15
Information Tech.	28.74
Sugar	24.13
Telecom Serv. Prov.	91.72
Tyres	29.23

Copra Prices INR per quintal

(Source: BBG)



10 year G-Sec Yield	Current	Previous	Change
US	3.79%	3.78%	1 bps
Japan	0.84%	0.83%	1 bps
India	6.73%	6.75%	(2) bps
UK	4.03%	3.94%	8 bps
Libor 3 Mths	4.85%	4.85%	(0) bps

Indian Eco Data	Current	Previous	Var(%)
Forex Reserve (US\$ in bn)	654	652	0.3%
Inflation - WPI	1.31%	2.04%	(73) bps
Inflation - CPI	3.65%	3.60%	5 bps

India GDP	Q1FY25	Q4FY24	Var(%)
Growth	6.70%	7.76%	(106)bps

Monetary Policy	Current	Previous	Change
Repo Rate	6.50%	6.50%	0 bps
Reverse Repo Rate	3.35%	3.35%	0 bps
CRR	4.50%	4.50%	0 bps
O/S Banking System Liquidity (Rs bn)	1818	1018	799.8

IIP Growth %	Jul-24	Jul-23	Apr-Feb
IIP	4.8	6.2	5.5
Mining	3.7	10.7	6.8
Manufacturing	4.6	5.3	4.5
Electricity	7.9	8.0	9.0

Bulk Deal As On 01/10/24

BSE

Security Code	Security Name	Client Name	Deal	Quantity	Price
538351	AFEL	SHAILESH DHAMELIYA	B	152504	18.18
544183	ASSOCIATED	SALIKRAMVIJENDRATIWARI	S	7000	228
544183	ASSOCIATED	SHERWOOD SECURITIES PVT LTD	S	30000	228.79
544183	ASSOCIATED	SHERWOOD SECURITIES PVT LTD	B	28000	227.49
530187	ATHARVENT	VISHAL VIJ	S	100000	2.6
537766	BCP	VARUN GUPTA	S	30000	5.56
537766	BCP	VARUN GUPTA	B	830000	5.76
513422	BLOIN	GUTTİKONDA VARA LAKSHMI	B	35596	46.86
540829	CHANDRIMA	PRAKASHCHAND MUKESHKUMAR	S	11070	40.19
539091	CITL	KIRAN DEVI JAIN	S	130000	64.49
539091	CITL	LIMBANI DECOR ONLINE PRIVATE LIMITED	B	56000	64.49
539091	CITL	SAPTSWATI PRIVATE LIMITED	B	44000	64.49
539091	CITL	VIJAY KUMAR JAIN HUF	S	50000	64.49
522231	CONART	SUYASH SHARADCHANDRA LODHA	S	17677	154.76
539559	DDIL	BHAVISHYA ECOMMERCE PRIVATE LIMITED	S	504154	9.14
543516	DHYAANITR	ANITABEN PANJVANI	S	22400	31.38
543516	DHYAANITR	ANITABEN PANJVANI	B	22400	31.36
543516	DHYAANITR	ASODARIYA SAMIR RAMJIBHAI	S	168000	28.46
543516	DHYAANITR	BAGHELANURADHA	S	42000	29.58
543516	DHYAANITR	BAGHELANURADHA	B	36400	29.03
543516	DHYAANITR	BHAVIN INDRAJIT PARIKH	S	240800	31.36
543516	DHYAANITR	JANAKI RAMAN SUNDAR VIGNESH	S	22400	30.03
543516	DHYAANITR	JANAKI RAMAN SUNDAR VIGNESH	B	22400	31.39
543516	DHYAANITR	JIGNA ASHISHKUMAR SHETH	S	25200	24.38
543516	DHYAANITR	PRASHANT GUPTA	S	53200	31.42
543516	DHYAANITR	PRASHANT GUPTA	B	53200	31.12
543516	DHYAANITR	RESHMA GAURANGBHAI NATHVANI	S	33600	30.33
543516	DHYAANITR	SANDIP JAYSHUKHLAL SHAH	S	33600	26.03
543516	DHYAANITR	SANDIP JAYSHUKHLAL SHAH	B	33600	24.38
543516	DHYAANITR	SHARE INDIA SECURITIES LIMITED	S	92400	26.95
543516	DHYAANITR	SHARE INDIA SECURITIES LIMITED	B	92400	26.72
543516	DHYAANITR	SHREE SADGURU INVESTMENTS	S	22400	31.3
543516	DHYAANITR	TAPAN JAIN HUF	B	33600	27.87
543516	DHYAANITR	TAPANJAIN	B	22400	28
543516	DHYAANITR	UMA SANJAY VYAS	S	28000	31.37
543516	DHYAANITR	UMA SANJAY VYAS	B	28000	31.37
543516	DHYAANITR	VIJAY VASANT MANEKAR	S	36400	28.78
543516	DHYAANITR	VIJAY VASANT MANEKAR	B	36400	28.7
543516	DHYAANITR	VIKAS CHAUDHARY (HUF)	S	28000	31.22
530959	DIANATEA	PANJATAN REAL ESTATE PRIVATE LIMITED	B	100000	39.18
530959	DIANATEA	YAN SECURITIES	B	177731	39.99
531553	DRL	AMIT KAILASHNARAYAN MAHESHWARI	S	100000	16.19
531553	DRL	DINESHKUMAR RAMKUMAR GUPTA	S	60000	16.11
531553	DRL	SETU SECURITIES PVT. LTD.	S	100655	17
531553	DRL	SETU SECURITIES PVT. LTD.	B	100655	16.15
531553	DRL	VIJAY KUMAR PARWAL	S	70000	16.65
531553	DRL	VINODKUMAR MANGALCHAND MITTAL	S	70000	16.29
531502	ESARIND	PRAKASHCHAND MUKESHKUMAR	S	167093	5.43
537707	ETT	SUNIL HUKUMAT RAJDEV	S	130000	16.9
531739	GENNEX	BRIJ BHUSHAN AGARWAL	S	1400000	21.77

531739	GENNEX	EVERDELIVER LOGISTICS PRIVATE LIMITED	B	1500000	21.77
531739	GENNEX	SUMITRA DEVI AGARWAL	S	1543592	21.77
531739	GENNEX	VIDYA TRADECON PVT LTD	S	5000000	21.81
513536	GNRL	CLEAR WATER COMMODITIES PRIVATE LIMITED	S	425000	22.16
514386	GUJCOTEX	MOHANCHAND	B	75000	10.76
514386	GUJCOTEX	MULTIPLIER SHARE & STOCK ADVISORS PRIVATE LIMITED	S	211351	10.76
523277	GVFILM	ISHARI KADHIRVELAN GANESH	S	9000000	0.78
523277	GVFILM	PARAG SHAH	B	4983759	0.78
542682	HARISH	ASCENT FINSERV	S	3035	87.19
542682	HARISH	ASCENT FINSERV	B	23035	89.24
539697	HILIKS	ISHANVI BARANWAL	B	40000	50.43
539697	HILIKS	JAYAKUMAR A	S	57042	50.43
509895	HINDMILL	YOGESH UTTAMLAL MEHTA	S	23400	196.39
531929	INNOCORP	GUTTIKONDA VARA LAKSHMI	B	62202	7.62
543951	INNOVATUS	LAKSHYARJAIN	S	21000	36.83
502901	JAMSHRI	SETU SECURITIES PVT. LTD.	S	42348	190.95
544118	JSFB	DEEPI RUPINDERSINGH ARORA	B	361128	580.15
544118	JSFB	PAR SOLAR PRIVATE LIMITED	S	361128	580.15
530299	KOTHARIPRO	KHATTRI PERFUMERS P LTD	B	609118	168.5
530299	KOTHARIPRO	U V BUILDCON LLP	S	609118	168.5
533602	LESHAIND	ALL TRADE CONSULTANTS PRIVATE LIMITED	S	2000000	2.27
514060	MARKOBENZ	MANUBHAI AMRUTLAL SHAH	S	212690	15.19
539762	MEAPL	ADITYA RASHMIKANT DHARIA	S	20120	81.43
539762	MEAPL	VAIBHAV JAIN	B	50000	81.43
540519	MEERA	MULTIPLIER SHARE & STOCK ADVISORS PRIVATE LIMITED	S	114927	119.3
540243	NEWLIGHT	BOND STREET JEWELLERS (L.L.C)	S	40000	69.18
540243	NEWLIGHT	MULTIPLIER SHARE & STOCK ADVISORS PRIVATE LIMITED	B	50000	69.18
540243	NEWLIGHT	SANTOSH KUMAR KUSHAWAHA	S	69726	69.18
540243	NEWLIGHT	SANTOSH KUMAR KUSHAWAHA	B	31300	69.18
531512	ORIENTTR	NIKHILESH TRADERS LLP .	S	196068	14.49
531512	ORIENTTR	SARVAGAY TEXTILE LLP	S	315541	14.49
531512	ORIENTTR	SIDDHANT SHIRISH SHAH	B	550000	14.49
540198	OSIAJEE	URJA INVESTMENT PRIVATE LIMITED	B	30000	47.43
511734	PASUFIN	NITESH AGGARWAL	S	40000	12.64
541634	RAWEDGE	ALPHA PLASTOMERS PRIVATE LIMITED	S	71500	42.06
541634	RAWEDGE	DEALMONEY COMMODITIES PRIVATE LIMITED	S	109550	40.21
541634	RAWEDGE	MANGLAM FINANCIAL SERVICES	B	93776	39.88
540175	REGENCY	MADHURI HOLDINGS LIMITED	S	310000	26.5
538540	RLFL	MULTIPLIER SHARE & STOCK ADVISORS PRIVATE LIMITED	S	676222	2.79
538540	RLFL	SITA RAM	B	320000	2.79
543515	SEML	MITALIBEN LEJAS DESAI	S	918000	39.96
543515	SEML	SHEETAL AGARWAL	B	600000	39.96
538923	SOFCOM	SHILPIKA BHUGRA	B	27000	65.83
538923	SOFCOM	SHRIKANT PRASAD	S	30979	64.33
538923	SOFCOM	SHRIKANT PRASAD	B	37357	62.63
500285	SPICEJET	PLUTUS WEALTH MANAGEMENT LLP	B	7500000	66.7
540914	SRUSTEELS	AKASH GOYAL	S	70900	8.99
540914	SRUSTEELS	AKASH GOYAL	B	70900	8.65
540914	SRUSTEELS	ASHWIN TALSIBHAI PARSANA	B	136259	9.4
540914	SRUSTEELS	BUVARIYA JITEN PRATAPRAI	S	64005	8.66
540914	SRUSTEELS	DEV HASMUKHBHAI KAPADIYA	S	165730	8.64
540914	SRUSTEELS	GRISHMABEN GAURANGBHAI DAGLI	B	450000	8.79
540914	SRUSTEELS	HARIT MUKUNDBHAI PALAN	S	126166	9.43
540914	SRUSTEELS	HARIT MUKUNDBHAI PALAN	B	400000	8.64
540914	SRUSTEELS	HIRALBEN KEYURBHAI DAGLI	B	200000	9.02

540914	SRUSTEELS	KHUSHI BENANI	S	200000	9.46
540914	SRUSTEELS	KHUSHI BENANI	B	200000	8.64
540914	SRUSTEELS	LALIT SHANTILAL ASHANI	S	69005	8.64
540914	SRUSTEELS	NIMABEN RAJESHBHAI BUVARIYA	S	61505	8.64
540914	SRUSTEELS	PARTH NITINBHAI SINOJIA	S	150000	8.64
540914	SRUSTEELS	PRAFULABEN NITINBHAI SINOJIA	S	96000	8.64
540914	SRUSTEELS	RESHMA GAURANGBHAI NATHVANI	B	91404	9.23
540914	SRUSTEELS	SAMEER	S	60689	8.93
540914	SRUSTEELS	SAMEER	B	60689	9.01
540914	SRUSTEELS	SAROJ GUPTA	S	751967	8.64
540914	SRUSTEELS	SAUMIL ARVINDBHAI BHAVNAGARI	B	100000	9.31
540914	SRUSTEELS	SHREE SADGURU INVESTMENTS	S	200000	8.64
540914	SRUSTEELS	SHREE SADGURU INVESTMENTS	B	220525	9.44
540914	SRUSTEELS	YASH BIPINBHAI NATHWANI (HUF)	S	120040	8.72
538733	STARLIT	PCM POWER GENERATION PRIVATE LIMITED	S	54904	3.32
536264	TIGERLOGS	AG DYNAMIC FUNDS LIMITED	B	1969033	62.75
536264	TIGERLOGS	NEXPACT LIMITED	S	1969033	62.75
539040	TTIL	JOYDEEP COMMOSALES LLP	B	132000	16.58
537582	UNISHIRE	SHRISHTI AGRAWAL	B	170000	3.76
537582	UNISHIRE	SRC WEALTH CREATORS ADVISORY LLP	S	200000	3.56
532035	UNISTRMU	SHRIKANT PRASAD	S	134001	8.07
532035	UNISTRMU	SHRIKANT PRASAD	B	34059	8.02
530627	VIPULORG	RAMESH CHIMANLAL SHAH	B	66790	302.86
512345	YASTF	JIGNESH AMRUTLAL THOBHANI	S	9885	21.38
512345	YASTF	MUKESH KUMAR SUKHANI	B	1800	21.38
512345	YASTF	RAHUL ANANTRAI MEHTA	B	5000	21.38

NSE

Security Code	Security Name	Client Name	Deal	Quantity	Price
AKIKO	Akiko Global Services L	ASHIKA GLOBAL SECURITIES PRIVATE LIMITED	SELL	176000	79
AKSHAR	Akshar Spintex Limited	VIKRAMBHAI GOKALBHAI CHAUDHARI	SELL	2572156	1.58
BULKCORP	Bulkcorp International L	VPK GLOBAL VENTURES FUND - SCHEME 1	BUY	40800	119.18
DCW	DCW Ltd	EKTA HALWASIYA	BUY	1500000	101.76
ENVIRO	Envirotech Systems Ltd	MULTIPLIER SHARE & STOCK ADVISORS PRIVATE LIMITED	SELL	206000	123.74
ENVIRO	Envirotech Systems Ltd	PASHUPATI CAPITA SER PVT LTD	BUY	104000	123.64
ENVIRO	Envirotech Systems Ltd	UJWAL ARORA	BUY	100000	121.05
JAKHARIA	JAKHARIA FABRIC LIMITEI	KISHOR BHIKAJI WAGRE	SELL	24800	33.05
MCLEODRUSS	Mcleod Russel India Limit	ANURAG KUMAR CHOUDHARY	BUY	1000000	34.41
MCLEODRUSS	Mcleod Russel India Limit	MANJU GAGGAR	SELL	600000	34.45
MCLEODRUSS	Mcleod Russel India Limit	SANTOSH KUMAR GARG	SELL	647455	32.46
NARMA-RE	Narmada Agrobases Limited	ARIMBOOR JOHNSON JOMON	BUY	158880	1.22
NECLIFE	Nectar Lifesciences Ltd.	MARWADI SHARES AND FINANCE LTD.	BUY	1500000	39.82
ORIENTALTL	Oriental Trimex Limited	BANSRAJ GOND	BUY	160000	14.94
SERVICE	Service Care Limited	NEOMILE CORPORATE ADVISORY LIMITED	SELL	124000	92.12
SUPREMEINF	Supreme Infrastructure In	MANSI SHARE AND STOCK ADVISORS PVT LTD	BUY	159282	104.51
SUPREMEINF	Supreme Infrastructure In	MILLENNIUM STOCK BROKING PVT LTD	SELL	399075	104.51
SUPREMEINF	Supreme Infrastructure In	MULTIPLIER SHARE & STOCK ADVISORS PRIVATE LIMITED	BUY	250000	104.51
VAISHALI	Vaishali Pharma Limited	F3 ADVISORS PRIVATE LIMITED	SELL	88545	185.61
WOL3D	Wol 3D India Limited	KAUSHAL V KOTHARI	BUY	33000	179.6
ZEEMEDIA	Zee News Limited	VINOD DUGAR	BUY	3800000	24.66
ZENITHDRUG	Zenith Drugs Limited	PRIYANKA .	SELL	86400	131.81

Disclosure:

Research Reports that are published by Nirmal Bang Securities Private Limited (hereinafter referred to as "NBSPL") are for private circulation only. NBSPL is a registered Research Analyst under SEBI (Research Analyst) Regulations, 2014 having Registration no. INH000001766. NBSPL is also a registered Stock Broker with National Stock Exchange of India Limited, BSE Limited, Metropolitan Stock Exchange of India Limited, Multi Commodity Exchange of India Limited and , National Commodity and Derivative Exchange Limited in Capital Market , Equity and Commodities derivatives segments and Currency Derivatives Segment .

NBSPL has other business divisions with independent research teams separated by Chinese walls, and therefore may, at times, have different or contrary views on stocks and markets.

NBSPL or its associates have not been debarred / suspended by SEBI or any other regulatory authority for accessing / dealing in securities Market since last 20 years. NBSPL, its associates or analyst or his relatives do not hold any financial interest (Except Investment) in the subject company. NBSPL or its associates or Analyst do not have any conflict or material conflict of interest at the time of publication of the research report with the subject company. NBSPL or its associates or Analyst or his relatives may or may not hold beneficial ownership of 1% or more in the subject company at the end of the month immediately preceding the date of publication of this research report.

NBSPL or its associates / analyst has not received any compensation / managed or co-managed public offering of securities of the company covered by Analyst during the past twelve months. NBSPL or its associates have not received any compensation or other benefits from the company covered by Analyst or third party in connection with the research report. Analyst has not served as an officer, director or employee of Subject Company. NBSPL / analyst has not been engaged in market making activity of the subject company.

Analyst Certification: The research analysts and authors of these reports, hereby certify that the views expressed in this research report accurately reflects my/our personal views about the subject securities, issuers, products, sectors or industries. It is also certified that no part of the compensation of the analyst(s) was, is, or will be directly or indirectly related to the inclusion of specific recommendations or views in this research. The analyst(s) principally responsible for the preparation of this research report and has taken reasonable care to achieve and maintain independence and objectivity in making any recommendations.

Disclaimer:

The Research Report is for the personal information of the authorized recipient and does not construe to be any investment, legal or taxation advice. NBSPL is not soliciting any action based upon it. Nothing in the research report shall be construed as a solicitation to buy or sell any security or product, or to engage in or refrain from engaging in any such transaction. In preparing the research report, we did not take into account the investment objectives, financial situation and particular needs of the reader.

The research report has been prepared for the general use of the clients of NBSPL and must not be copied, either in whole or in part, or distributed or redistributed to any other person in any form. If you are not the intended recipient you must not use or disclose the information in the research report in any way. Though disseminated to all the customers simultaneously, not all customers may receive the research report at the same time. NBSPL will not treat recipients as customers by virtue of their receiving the research report. The research report is not directed or intended for distribution to or use by any person or entity resident in a state, country or any jurisdiction, where such distribution, publication, availability or use would be contrary to law, regulation or which would subject NBSPL & its group companies to registration or licensing requirements within such jurisdictions.

The report is based on the information obtained from sources believed to be reliable, but we do not make any representation or warranty that it is accurate, complete or up-to-date and it should not be relied upon as such. We accept no obligation to correct or update the information or opinions in it. NBSPL or any of its affiliates or employees shall not be in any way responsible for any loss or damage that may arise to any person from any inadvertent error in the information contained in the research report. NBSPL or any of its affiliates or employees do not provide, at any time, any express or implied warranty of any kind, regarding any matter pertaining to this report, including without limitation the implied warranties of merchantability, fitness for a particular purpose, and non-infringement. The recipients of the research report should rely on their own investigations.

This information is subject to change without any prior notice. NBSPL reserves its absolute discretion and right to make or refrain from making modifications and alterations to this statement from time to time. Nevertheless, NBSPL is committed to providing independent and transparent recommendations to its clients, and would be happy to provide information in response to specific client queries.

Before making an investment decision on the basis of research report, the reader needs to consider, with or without the assistance of an adviser, whether the advice is appropriate in light of their particular investment needs, objectives and financial circumstances. There are risks involved in securities trading. The price of securities can and does fluctuate, and an individual security may even become valueless. International investors are reminded of the additional risks inherent in international investments, such as currency fluctuations and international stock market or economic conditions, which may adversely affect the value of the investment. Opinions expressed are subject to change without any notice. Neither the company nor the director or the employees of NBSPL accept any liability whatsoever for any direct, indirect, consequential or other loss arising from any use of the research report and/or further communication in relation to the research report. Here it may be noted that neither NBSPL, nor its directors, employees, agents or representatives shall be liable for any damages whether direct or indirect, incidental, special or consequential including lost revenue or lost profit that may arise from or in connection with the use of the information contained in the research report.

Copyright of this document vests exclusively with NBSPL.

Our reports are also available on our website

Registration granted by SEBI and certification from NISM in no way guarantee performance of NBSPL or provide any assurance of returns to investors.

Nirmal Bang Research (Division of Nirmal Bang Securities Pvt. Ltd.)

B-2, 301/302, Marathon Innova,
Opp. Peninsula Corporate Park
Off. Ganpatrao Kadam Marg
Lower Parel(W), Mumbai-400013
Board No. : 91 22 6723 8000/8001
Fax. : 022 6723 8010